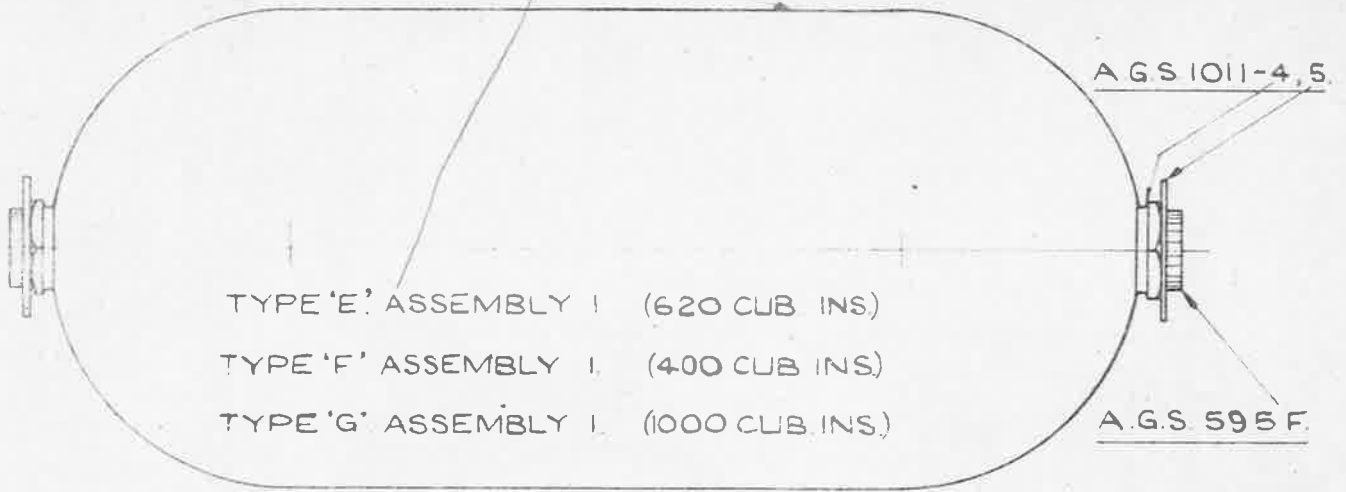
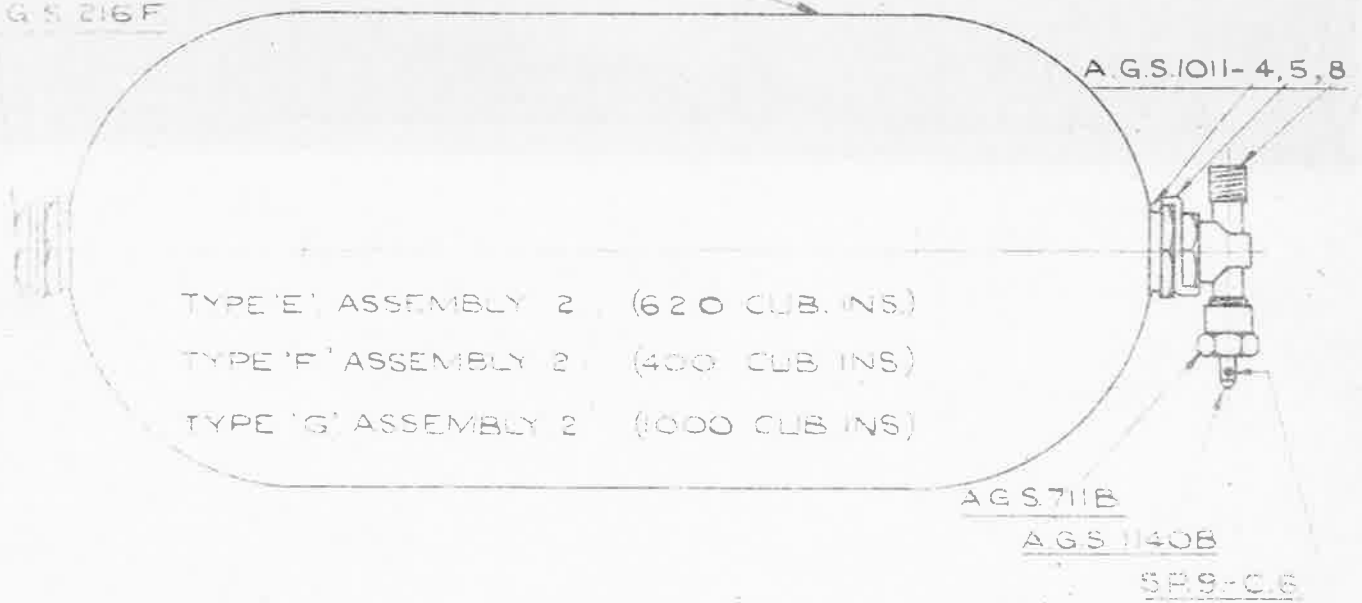


AGS 1011-1, 2, OR 3



AGS 1011-1, 2 OR 3

AGS 216 F



WASHERS TO BE BENT TO LOCKED POSITION ON INSTALLATION OF BOTTLE
 MANUFACTURING & TESTING INSTRUCTIONS GIVEN ON AGS 1011 SHEET 5

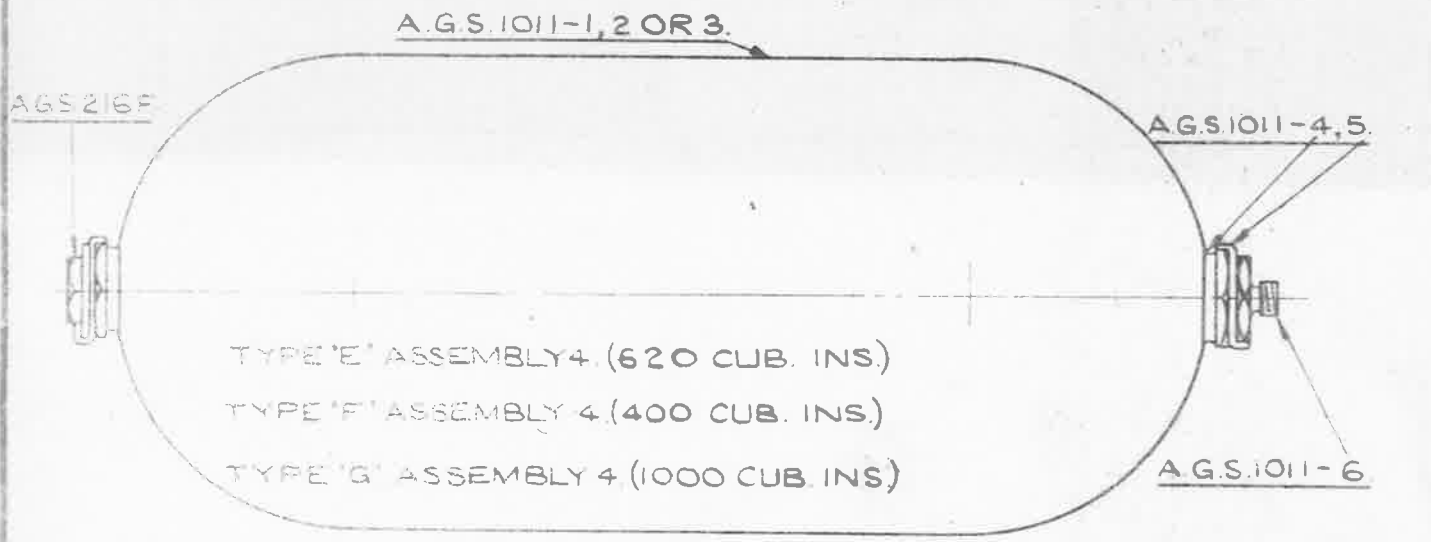
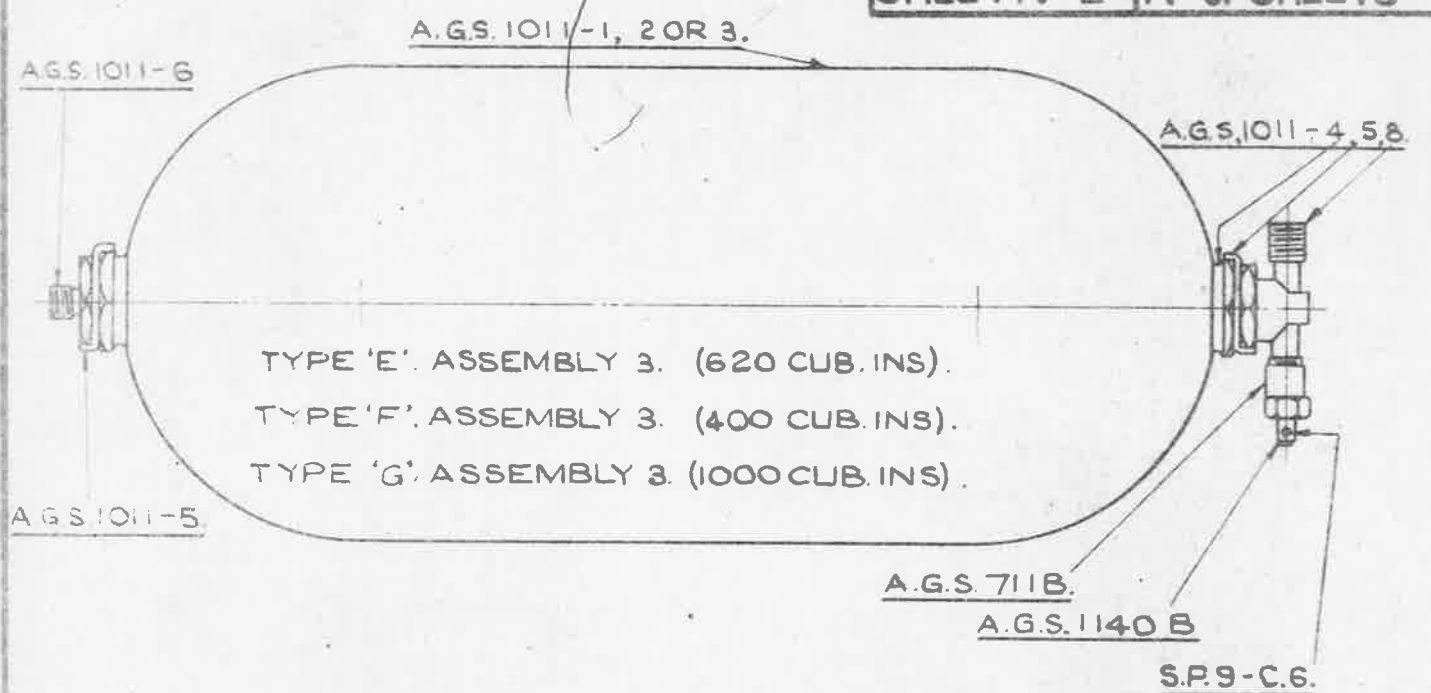
PARTS USED IN ASSEMBLIES		ASSEMBLIES & No OFF						
DRG No	DESCRIPTION	1	2	3	4	5	6	7
AGS 1011, 2 OR 3	BODY (400, 620 OR 1000 CUB. INS.)	1						
AGS 1011-4	TAPPED BOSS	2	2	2	2	2	2	2
AGS 1011-5	TAB WASHER	2	2	2	2	2	2	2
AGS 595 F.	PLUG, PROTECTION	2						
AGS 1011-6	4 BSP STRAIGHT END UNION			1			2	
AGS 1011-7	3/8 BSP STRAIGHT END UNION					1		2
AGS 1011-8	T END UNION	1						
AGS 216 F.	PLUG, FLANGED							
AGS 711 B.	OUTER SLEEVE			1				
AGS 1140 B.	NIPPLE PLUG	1		1				
AGS 216 F.	SPLIT PIN	1		1				

DESIGNED BY THE
 AIRCRAFT
 ESTABLISHMENT.

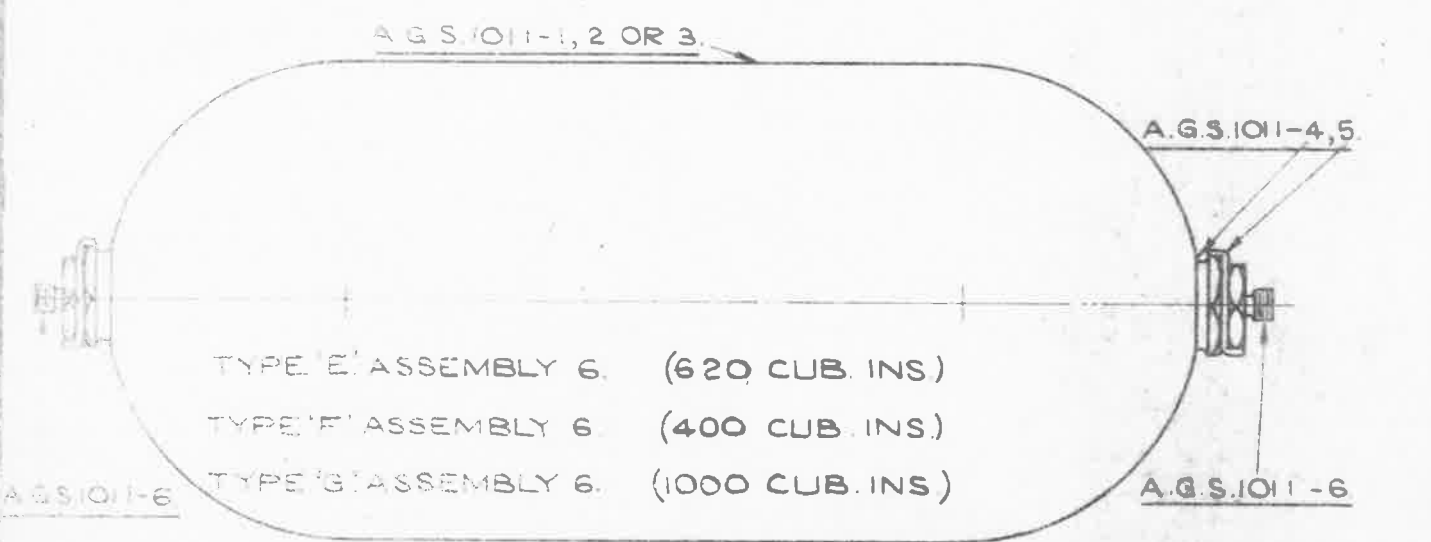
TITLE:—STANDARD COMPRESSED AIR
 BOTTLE. ASSEMBLIES

DRAWN. *Shiffney*
 CHECKED *W. Moore*
 TRACED *W. Moore*
 APPROVED *W. Moore*

ISSUE No	1	2			
ALTER No	577	857			



ASSEMBLIES '5' ARE SIMILAR TO ASSEMBLIES '4' EXCEPT THAT A.G.S. 1011-7 REPLACES A.G.S. 1011-6



ASSEMBLIES '7' ARE SIMILAR TO ASSEMBLIES '6' EXCEPT THAT A.G.S. 1011-7 REPLACES A.G.S. 1011-6 AT BOTH ENDS

ISSUED BY THE ROYAL AIRCRAFT ESTABLISHMENT	TITLE:- STANDARD COMPRESSED AIR BOTTLE. ASSEMBLIES.				DRAWN. <i>Shibhany</i>	TRACED <i>DE 112</i> <i>28.3.45</i>
	ISSUE No	<i>1</i>	<i>2</i>		CHECKED <i>Shibhany</i>	APPROVED. <i>10/11/45</i>
	ALTERS No	MOD. A/S	AS/AGS			