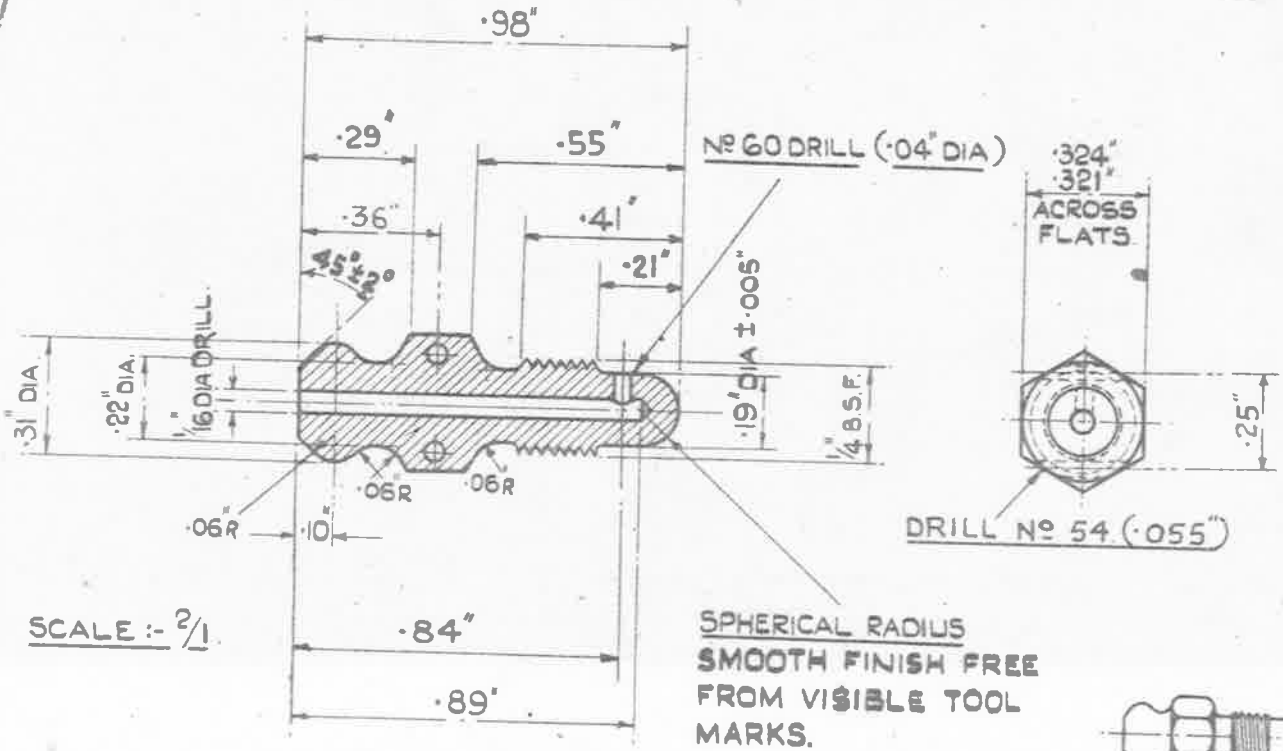
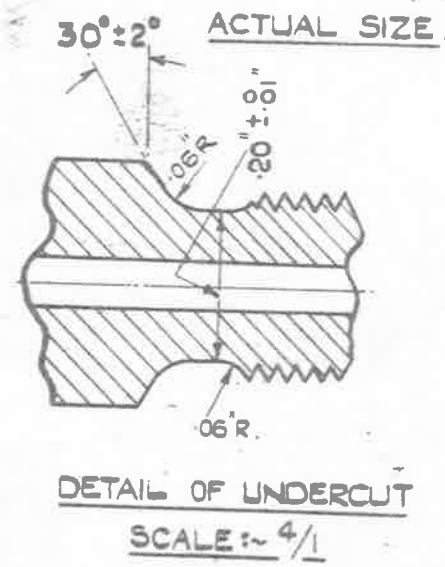
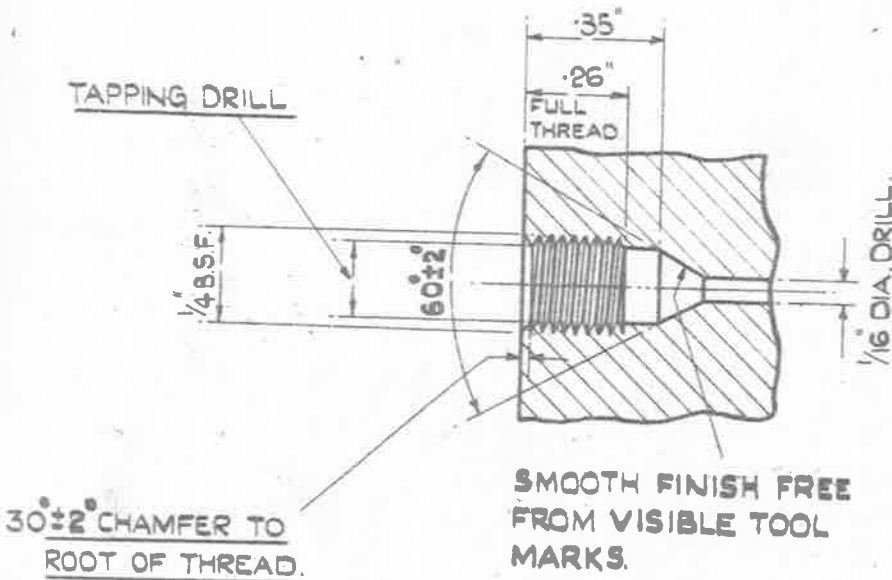


ALL SHARP EDGES AND BURRS TO BE REMOVED



SCALE :- 2/1



SCRAP VIEW OF SEATING DIMENSIONS. SCALE :- 2/1.

THE MATERIAL TO BE STEEL TO B.S. SPEC: S. 14. TO BE CYANIDE HARDENED.

(LATEST ISSUE.)

FINISH :- TO BE CADMIUM PLATED TO D.T.D. 904. (LATEST ISSUE).

NOTE :- SCREW THREADS TO B.S. SPEC. 84 (LATEST ISSUE). EXTERNAL THREADS - MEDIUM FIT, TRUNCATED. INTERNAL THREADS - FREE FIT.

ISSUED BY THE ROYAL AIRCRAFT ESTABLISHMENT
MINISTRY OF AIRCRAFT PRODUCTION.

TITLE:- PIPE COUPLINGS BLEEDER SCREW

DRAWN. CT.Reynolds.

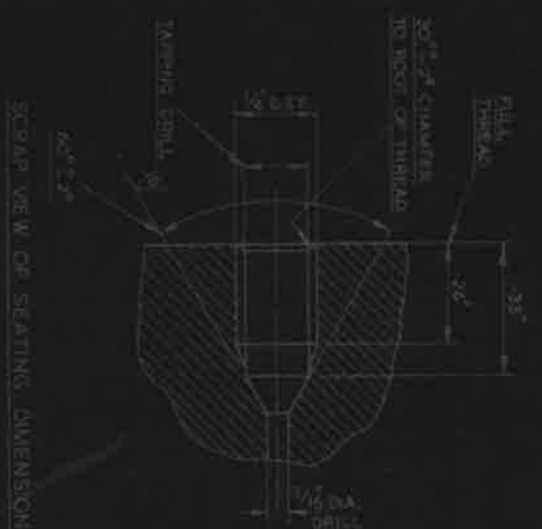
TRACED GNA 15.3.43.

ISSUE No	1	2	3	4	5
ALTER No	MDD No	AMEND	AS No	MDD No	AS/ACS
	AGS/474	AGS/303	AGS/420	AGS/644	969

CHECKED [Signature] APPROVED [Signature] 17-3-43.

AGS 1174

1	REV	SM 2024
2	REV	
3	REV	
4	REV	
5	REV	
6	REV	
7	REV	
8	REV	
9	REV	



SCRAP VIEW OF SEATING DIMENSIONS



DETAIL OF UNDERCUT



SECTION A-A

USE THREADS TO MEET
 INTERNAL THREADS - MEDIUM PT. THROUGH
 INTERNAL THREADS - MEDIUM PT.
 HOLE PRELIMINARY - CHANGE NUMBER - PROVE FOR 10 PARTS
 WITHOUT CONTACT IN WATER DEPTH OF CASE OVER 500'

REV	DATE	BY	CHKD	DESCRIPTION
1				
2				
3				
4				
5				
6				
7				
8				
9				

DATE: 11/10/54

BY: J. S. SMITH

CHKD: A. G. S. 1174