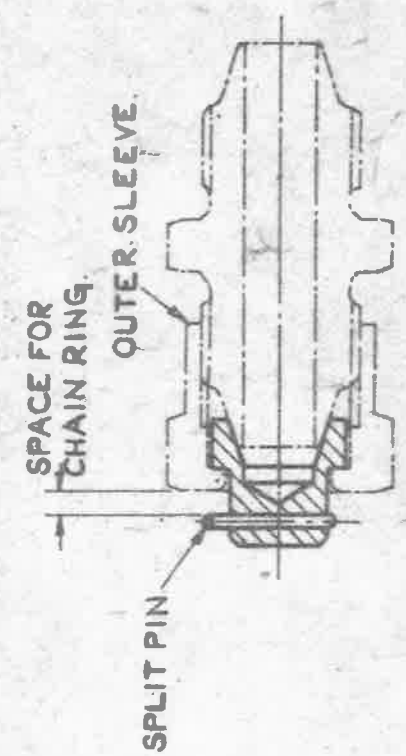


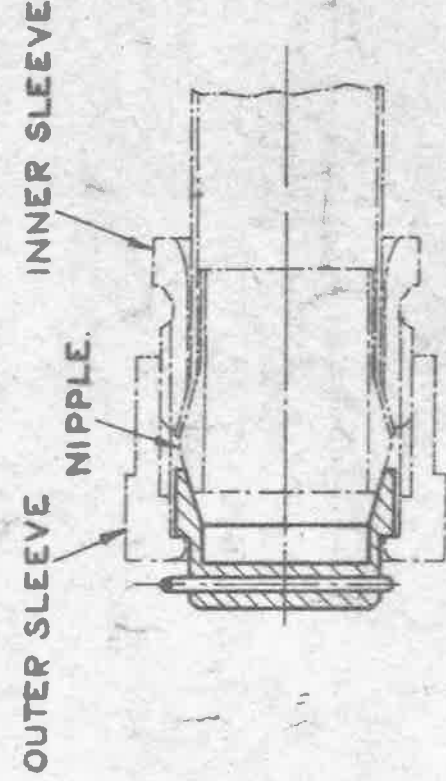
THIS A.G.S. WILL REPLACE A.G.S. 1159 WHEN EXISTING STOCKS OF THE LATTER ARE EXHAUSTED

ALL SHARP EDGES AND BURRS TO BE REMOVED.

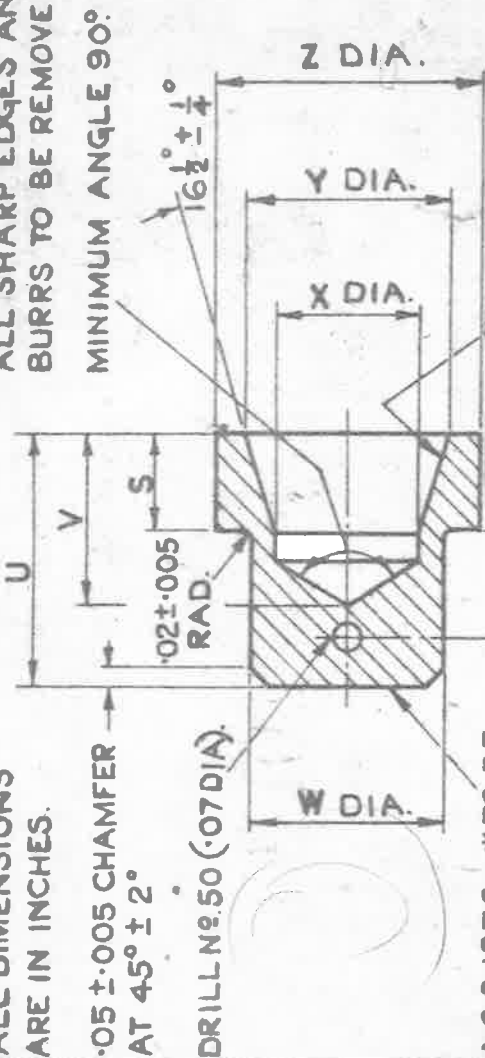
ALL DIMENSIONS ARE IN INCHES.



ARRANGEMENT OF JOINTS A TO D.



ARRANGEMENT OF JOINTS E TO K.



A.G.S.1236 - * TO BE LEGIBLY & DURABLY MARKED IN POSITION SHOWN. (* MARK).

SMOOTH FINISH FREE FROM VISIBLE TOOL MARKS.

MARKS A TO D

DRILL N^o. 50 (.07 DIA.)

MARKS E TO K.

MATERIAL:- STEEL TO B.S. SPEC. S.1. (LATEST ISSUE)
FINISH:- CADMIUM PLATE TO SPEC. D.T. D.904 (LATEST ISSUE)

TITLE PIPE COUPLINGS, CONE CAPS, (STEEL), $\frac{3}{16}$ TO $1\frac{1}{2}$.		ISSUE	1				
		ALT. N ^o .	MOD. A.G.S. 995				
MINISTRY OF SUPPLY APPLICATIONS FOR A.G.S. SHEETS TO:- AT/P4, BLOCK 'E', CHESSINGTON, SURREY. GENERAL ENQUIRIES TO:- AD/S.A.E. ST. GILES COURT, 1-13 ST. GILES HIGH STREET, LONDON W.C.2.		R.A.E. APPROVAL		NUMBER OF SHEETS	A.G.S. No.	SHEET 1	
		SIGNATURE	DATE				
		A.D.S.A.E. APPROVAL		2	1236	1	
		SIGNATURE	DATE				
		<i>M. C. R. E. W. E. K.</i>	7.12.55.				
		<i>P. T. R. A. N. T. O. N.</i>	14/12/55				

MARK	B.S.P. THREAD	Z	Y	X	W	V	U	T	S	ITEMS REQUIRED TO COMPLETE JOINT.			WORKING PRESSURE LB./SQ. IN.
										OUTER SLEEVE	SPLIT PIN	INNER SLEEVE	
A	1/8	.30	.214	7/64	.19	.34	.56	.25	.18	A.G.S. 904-A	B.S.SPEC. SP.9.C.4		3,000
B	1/4	.40	.313	5/32	.25	.41	.63	.25	.25	A.G.S. 904-B	B.S.SPEC. SP.9.C.6		3,000
BB	19 T.P.I. .60 %/b.	.49	.356	13/64	.31	.41	.63	.25	.25	A.G.S. 904-BB	B.S.SPEC. SP.9.C.6		3,000
C	3/8	.55	.422	1/4	.37	.41	.63	.25	.25	A.G.S. 904-C	B.S.SPEC. SP.9.C.6		3,000
CC	14 T.P.I. .75 %/b.	.61	.466	5/16	.44	.41	.63	.25	.25	A.G.S. 904-CC	B.S.SPEC. SP.9.C.7		3,000
D	1/2	.69	.527	3/8	.50	.44	.66	.28	.25	A.G.S. 904-D	B.S.SPEC. SP.9.C.7		3,000
E	5/8	.78	.664	1/2	.62	.46	.68	.25	.30	A.G.S. 904-E	B.S.SPEC. SP.9.C.8	A.G.S. 1170-E	500
F	3/4	.92	.789	5/8	.75	.48	.71	.25	.33	A.G.S. 904-F	B.S.SPEC. SP.9.C.9	A.G.S. 1170-F	500
G	7/8	1.06	.909	3/4	.87	.48	.71	.25	.33	A.G.S. 904-G	B.S.SPEC. SP.9.C.10	A.G.S. 1170-G	500
H	1	1.16	1.034	7/8	1.00	.49	.73	.25	.35	A.G.S. 904-H	B.S.SPEC. SP.9.C.12	A.G.S. 1170-H	500
J	1 1/4	1.50	1.288	1 1/8	1.25	.49	.73	.25	.35	A.G.S. 904-J	B.S.SPEC. SP.9.C.14	A.G.S. 1170-J	200
K	1 1/2	1.73	1.556	1 3/8	1.50	.51	.75	.25	.37	A.G.S. 904-K	B.S.SPEC. SP.9.C.16	A.G.S. 1170-K	200

TITLE PIPE COUPLINGS CONE CAPS, (STEEL), 1 3/16 TO 1 1/2		ISSUE	1
		ALT. NO.	MOD/AGS 995
MINISTRY OF SUPPLY APPLICATIONS FOR A.G.S. SHEETS TO:- AT.P.4. BLOCK 'E', CHESSINGTON, SURREY. GENERAL ENQUIRIES TO:- A.D.S.A.E. ST. GILES COURT, 1-13 ST. GILES HIGH STREET, LONDON W.C.2.		R.A.E. APPROVAL SIGNATURE <i>A.P. U.S. Renda</i> DATE 7.12.55. A.D.S.A.E. APPROVAL SIGNATURE <i>G.T. Tumber</i> DATE 16/12/55	
		NUMBER OF SHEETS	2
		A.G.S. NO.	1236
		SHEET	2

A G S. 1236 SHEET 1

1	
2	
3	
4	
5	
6	
7	
8	
9	
10	

0.25 RAD.
0.15

PART NO. HERE

MINIMUM ANGLE 90°

SPLIT PIN



MARKS A TO D

DRILL No 30 (.07 DIA)

.055 CHAMFER AT
.045 45° ±.28



PART NO. HERE

MARKS E TO K

SPACE FOR CHAIR RING

OUTER SLEEVE

ARRANGEMENT OF JOINTS A TO D



OUTER SLEEVE

INNER SLEEVE

NIPPLE



ARRANGEMENT OF JOINTS E TO K

STEEL				
CONSTRUCTION				
STIP				
STIP				
HT				
PT				
NO PART				
NO PART				
PIPE COUPLINGS, CONE CAPS, (STEEL) 3/8 TO 1 1/2				

THIRD ANGLE PROJECTION
A G S. 1236 SHEET 1

MADE BY THE BRITISH STEEL CORPORATION LTD.
44, ABRAHAM STREET, SHEFFIELD, ENGLAND

A.G.S. 1236 SHEET 2

SM 2027

MARK	B.S.P.F. THREAD	S	T	U	V	W	X DRILL DIA.	Y	Z	ITEMS REQUIRED TO COMPLETE JOINT			WORKING PRESSURE L.B./SQ.IN.
										OUTER SLEEVE	SPLIT PIN	INNER SLEEVE	
A	1" 8	.20' .18'	.26' .25'	.57' .55'	.34' .33'	.20' .18'	1" 64	.219' .214'	.31' .29'	A.G.S. 904-A	S.P.9.C.A.		3,000
B	1" 4	.27' .25'	.26' .25'	.64' .62'	.41' .40'	.26' .24'	5" 32	.318' .313'	.41' .39'	A.G.S. 2111	S.P.9.C.B.		3,000
B B	1 1/2" 11 (B.S.84)	.27' .25'	.26' .25'	.64' .62'	.41' .40'	.32' .30'	1 1/2" 64	.361' .356'	.50' .48'	A.G.S. 904-B	S.P.9.C.B.		3,000
C	1" 8	.27' .25'	.26' .25'	.64' .62'	.41' .40'	.38' .36'	1" 4	.427' .422'	.56' .54'	A.G.S. 904-C	S.P.9.C.B.		3,000
C C	1 1/2" 11 (B.S.84)	.27' .25'	.26' .25'	.64' .62'	.41' .40'	.45' .43'	5" 16	.471' .466'	.62' .60'	A.G.S. 904-CC	S.P.9.C.C.		3,000
D	1" 2	.27' .25'	.26' .25'	.67' .65'	.44' .43'	.51' .49'	3" 8	.532' .527'	.70' .68'	A.G.S. 904-D	S.P.9.C.C.		3,000
E	5" 8	.32' .30'	.26' .25'	.69' .67'	.46' .45'	.63' .61'	1" 2	.669' .664'	.79' .77'	A.G.S. 904-E	S.P.9.C.B.	A.G.S. 1170-E	500
F	3" 4	.35' .33'	.26' .25'	.72' .70'	.48' .47'	.76' .74'	5" 8	.794' .789'	.93' .91'	A.G.S. 904-F	S.P.9.C.B.	A.G.S. 1170-F	500
G	7" 8	.35' .33'	.26' .25'	.72' .70'	.48' .47'	.88' .86'	3" 4	.914' .909'	1.07' 1.05'	A.G.S. 904-G	S.P.9.C.D.	A.G.S. 1170-G	500
H	1" 1	.37' .35'	.26' .25'	.74' .72'	.49' .48'	1.01' .99'	7" 8	1.039' 1.034'	1.17' 1.15'	A.G.S. 904-H	S.P.9.C.I.2	A.G.S. 1170-H	500
J	1 1/4" 4	.37' .35'	.26' .25'	.74' .72'	.49' .48'	1.26' 1.24'	1 1/8"	1.293' 1.288'	1.51' 1.49'	A.G.S. 904-J	S.P.9.C.I.4	A.G.S. 1170-J	200
K	1 1/2" 2	.39' .37'	.26' .25'	.76' .74'	.51' .50'	1.51' 1.49'	1 1/8"	1.561' 1.556'	1.74' 1.72'	A.G.S. 904-K	S.P.9.C.I.6	A.G.S. 1170-K	200

DESIGNED	DRAWN	TRACED	CHECKED	APPROVED	DATE
F.A.C.	F.A.C.	F.A.C.	F.A.C.	F.A.C.	22/11/58
HT PT SCALE MATERIAL—REPAIRS WORKS NOT SHOWN DESCRIPTION PIPE COUPLINGS CONE CAPS (STEEL) 3/8" TO 1 1/2"					
A.G.S. 1236-SHEET 2					1236-S-2-20

ISSUED BY THE SOCIETY OF BRITISH AIRMAILS ENGINEERS LTD., 10, KING STREET, ST. JAMES, LONDON, E.C.1.