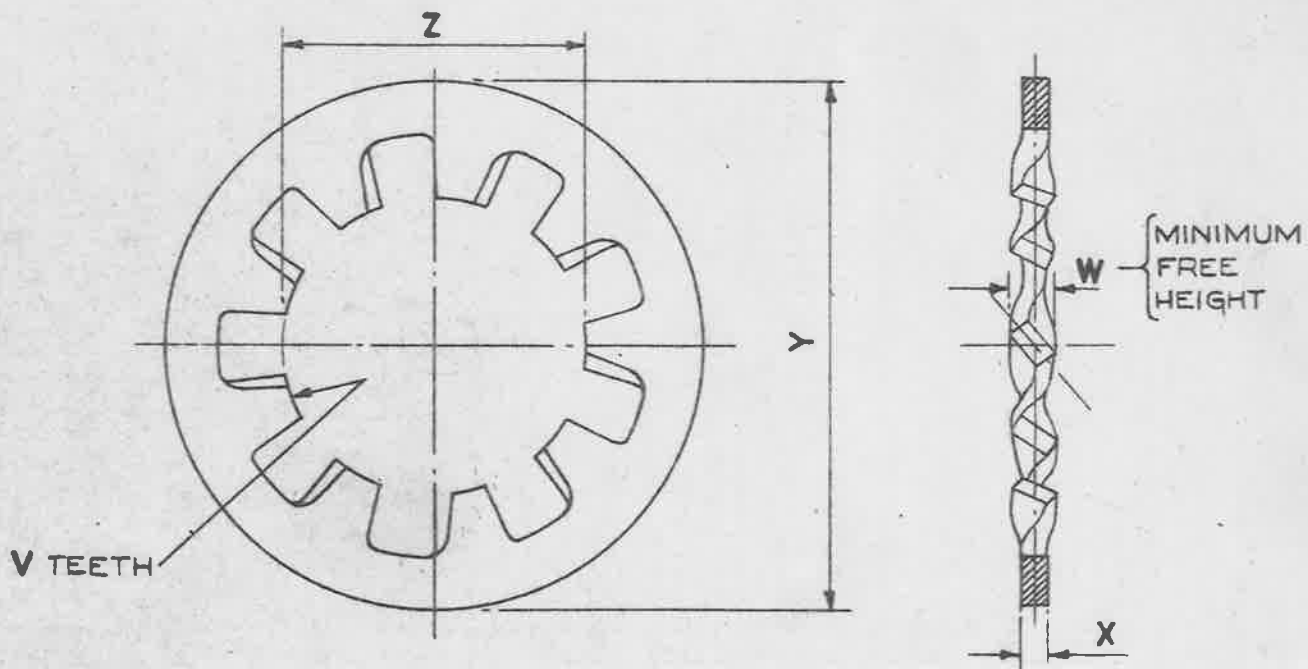


NOTES :-

AGS. 2035

1. THE A.G.S. SHEET COVERS USER REQUIREMENTS AND THE DEFINITION NECESSARY FOR STANDARDIZATION OF WASHERS MADE TO MESSRS. BARBER AND COLMAN'S PROPRIETARY DRAWINGS LISTED IN THE TABLE BELOW.
2. THESE WASHERS ARE APPROVED AS SUITABLE FOR USE WITH INSTRUMENT OR ELECTRICAL EQUIPMENT, BUT DO NOT COMPLY WITH A.P. 970, CHAP. 400, PARA. 7, STANDARD A OR B.



MARK	SCREW SIZE	Z	Y	X	W	V	WASHER	
							DRAWING No	ISSUE No
AA	8. B. A.	.095 .089	.183 .177	.012 .008	.020	6	1202	1
A	6. B. A.	.119 .113	.253 .247	.020 .016	.030	6	1204	1
B	4. B. A.	.153 .147	.303 .297	.020 .016	.032	6	1206	1
C	2 B. A.	.197 .191	.403 .397	.023 .019	.038	8	1210A	1
E	1/4 B.S.F.	.268 .262	.471 .465	.026 .022	.042	8	1214	1
G	5/16 B.S.F.	.330 .320	.605 .595	.032 .028	.052	8	1218	1
J	3/8 B.S.F.	.395 .385	.692 .682	.037 .033	.055	9	1220	1
L	7/16 B.S.F.	.461 .451	.786 .776	.037 .033	.060	10	1222	1
N	1/2 B.S.F.	.525 .515	.880 .870	.042 .038	.065	10	1224	1
P	9/16 B.S.F.	.598 .582	.976 .960	.042 .038	.070	12	1226	1
Q	5/8 B.S.F.	.663 .647	1.070 1.054	.047 .043	.075	12	1228	1

MATERIAL :- HIGH CARBON SPRING STEEL (ROCKWELL C. HARDNESS 40-50)  
TO BARBER AND COLMAN'S SPECIFICATION B. 610. ALT. D.T.D. 187  
(LATEST ISSUE).

FINISH :- OIL BLACKED.

ALL DIMENSIONS ARE IN INCHES.

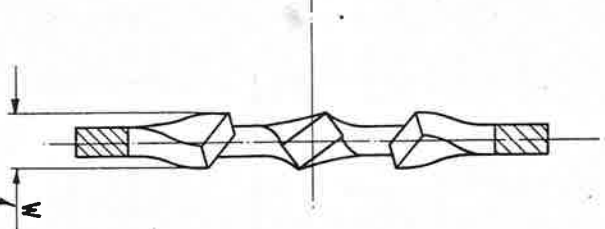
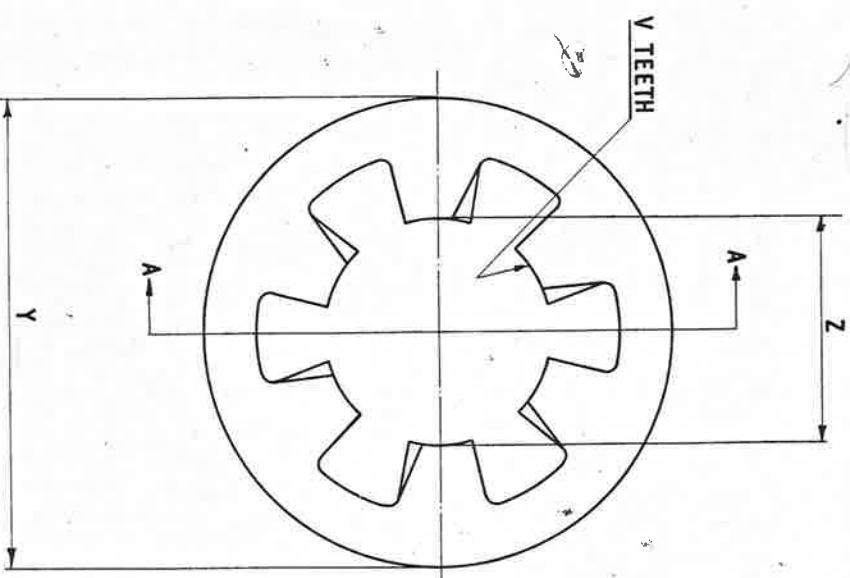
TITLE:- LOCKWASHERS, "SHAKEPROOF", FLAT, INTERNAL TEETH, STEEL.		SM 670	ISSUE	4							
MINISTRY OF SUPPLY		R.A.E. APPROVAL	A.D. S.A.E. APPROVAL								
APPLICATIONS FOR A.G.S. SHEETS TO A.T.P. 4, CHESSINGTON, SURREY.		SIGNATURE	DATE	SIGNATURE	DATE						
GENERAL ENQUIRIES TO :- AD/SAE, ST GILES COURT, 1-13 ST GILES HIGH STREET, LONDON W.C.2.		<i>J. Smith</i>	30. 1. 53	<i>C. T. Ganton</i>	19/2/53						
		SHEET NO	1	A.G.S. No		2035					
		No OF SHEETS	1								

ORIGINAL APPROVAL DATE 11.8.50

COPY RELEASE STD 10-3  
 DATE 30-1-73

A.G.S. 2035

ISSUE	MAT. NO.
5	F. 2.



MINIMUM FREE HEIGHT  
 SECTION A-A

MATL: HIGH CARBON SPRING STEEL (ROCKWELL C. HARDNESS 40-50)  
 TO BARBER AND COLMANS SPECIFICATION B.610

THESE WASHERS ARE APPROVED AS SUITABLE FOR USE WITH  
 INSTRUMENT OR ELECTRICAL EQUIPMENT BUT DO NOT COMPLY  
 WITH A.P.970 CHAP. 400 PARA.7 STANDARD A OR B

MARK	SCREW SIZE	V	W	MATL. THICKNESS	Y	Z
A-A	8.B.A.	6	.020"	.012" 008"	.185" .175"	.095" 089"
A	6.B.A.	6	.030"	.020" .016"	.255" .245"	.120" .115"
B	4.B.A.	6	.032"	.020" .016"	.305" .295"	.153" .145"
C	2.B.A.	8	.038"	.023" .019"	.406" .395"	.199" .190"
E	1" 4" B.S.F.	8	.042"	.026" .022"	.478" .466"	.267" .256"
G	5" 16" B.S.F.	8	.052"	.032" .028"	.607" .594"	.332" .320"
J	3" 8" B.S.F.	9	.055"	.037" .033"	.695" .680"	.396" .382"
L	7" 16" B.S.F.	10	.060"	.037" .033"	.791" .771"	.461" .446"
N	1" 2" B.S.F.	10	.065"	.042" .038"	.883" .867"	.529" .512"
P	9" 16" B.S.F.	12	.070"	.042" .038"	.980" .960"	.594" .576"
Q	5" 8" B.S.F.	12	.075"	.047" .043"	1.075" 1.055"	.660" .638"

USED ON	HT	PT	SCALE	THIRD ANGLE PROJECTION
ISSUED BY THE SOCIETY OF BRITISH AIRCRAFT CONSTRUCTORS LTD., 28, KING STREET, ST. JAMES'S, LONDON, S.W.1.	DESIGNED	DRAWN	TRACED	CHECKED
	F.A.C.	F.A.C.	F.A.C.	F.A.C.
				APPROVED
				DATE
				27/1/58
				DESCRIPTION
				LOCKWASHER "SHAKEPROOF" FLAT
				INTERNAL TEETH, STEEL
				A.G.S. 2035

THIS IS A PHOTOGRAPHIC REDUCTION. DRAWING MUST NOT BE SCALED.

SIZE: C-10, A20