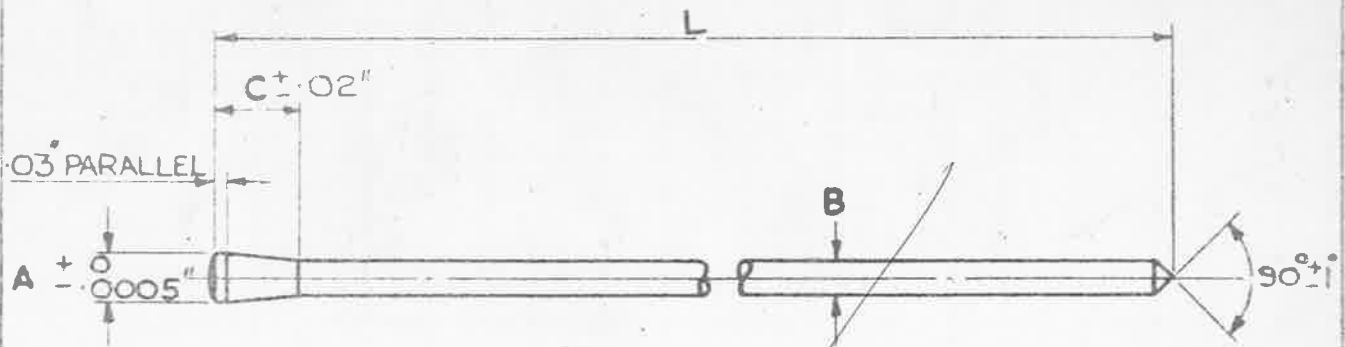


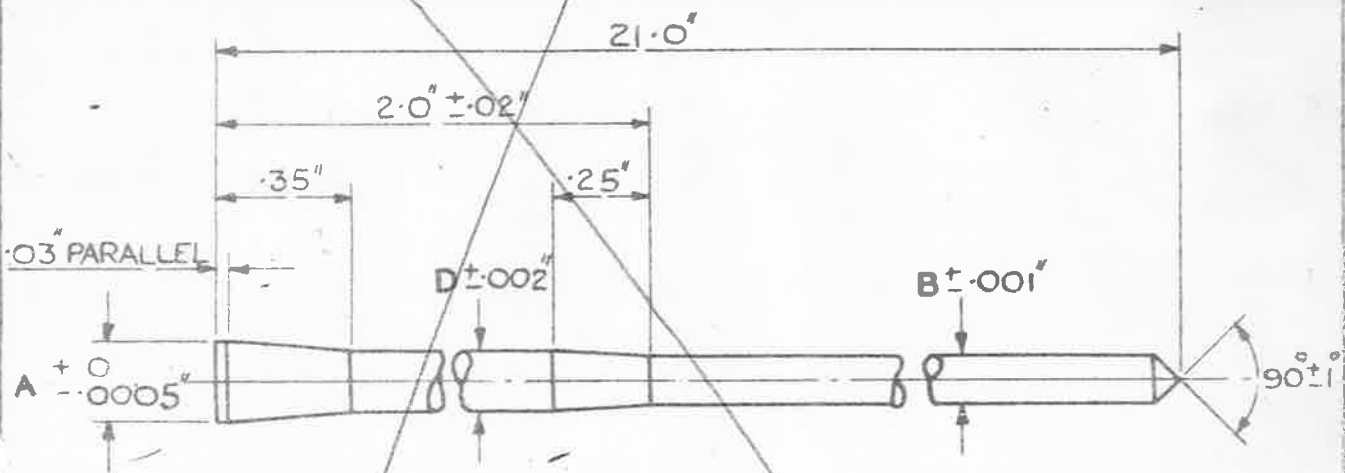
BASED ON THE MANUFACTURER'S DATA SHEET
 NO 140, AND MANDREL DRAWING NOS STATED
 IN TABLES BELOW.

A.G.S. 2038 SHEET 1

UNLIMITED DIMENSIONS $\pm .005$ "



RIVET SHANK DIA. INS.	RIVET CODE NO SERIES.	MANUFACTURER'S MANDREL DRAWING NO	HEAD DIA. A INS.	SHANK DIA. B INS.	HEAD LENGTH C INS.	LENGTH L INS.	FOR USE WITH GUN TYPE
$\frac{1}{8}$	400	1172	.088	$.055 \pm .0005$ $-.0010$.218	18.750	R OR D
$\frac{5}{32}$	500	1174	.107	$.069 \pm .0005$ $-.0010$.218	18.750	R OR D
$\frac{3}{16}$	600	1188	.132	$.091 \pm .001$.218	18.750	R OR D
$\frac{1}{4}$	800	29.G61.	.184	$.095 \pm .001$.450	19.375	D



RIVET SHANK DIA. INS.	RIVET CODE NO SERIES	MANUFACTURER'S MANDREL DRAWING NO	HEAD DIA. A INS.	SHANK DIA. B INS.	DIA. D INS.	FOR USE WITH GUN TYPE
$\frac{1}{4}$	800	21.G51.	.184	.096	.130	C
$\frac{5}{16}$	1000	23.G51.	.210	.130	.160	C
$\frac{3}{8}$	1200	25.G51.	.250	.150	.191	C

MATERIAL :- STEEL WIRE TO SPEC: EN. 31.

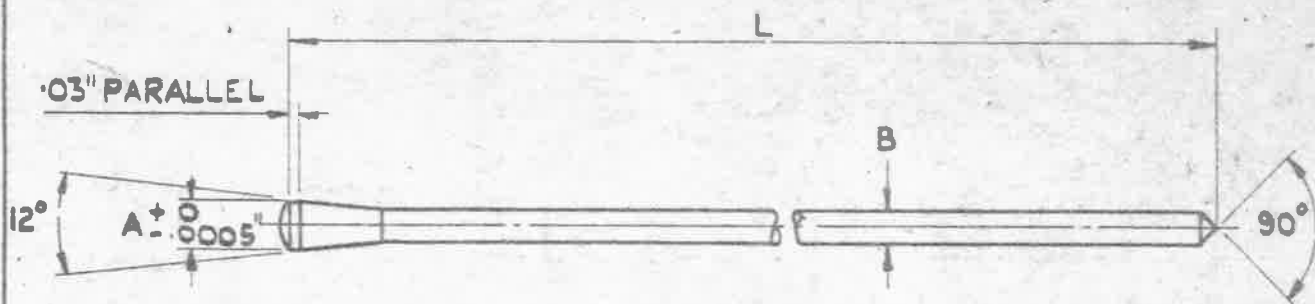
S.A. 367

TITLE RIVETS, CHOBERT MANDRELS	ISSUE 1						
	ALT. NO. MOD/AGS 958						
MINISTRY OF SUPPLY APPLICATIONS FOR A.G.S. SHEETS TO:- A.T.P.4, BLOCK 'E', CHESSINGTON, SURREY. GENERAL ENQUIRIES TO:- A.D.S.A.E. ST. GILES COURT, 1-13 ST. GILES HIGH STREET, LONDON W.C.2.	R.A.E. APPROVAL		NUMBER OF SHEETS		A.G.S. No. 2038 SHEET 1		
	SIGNATURE	DATE	1				
	A.D.S.A.E. APPROVAL						
	SIGNATURE	DATE	1				

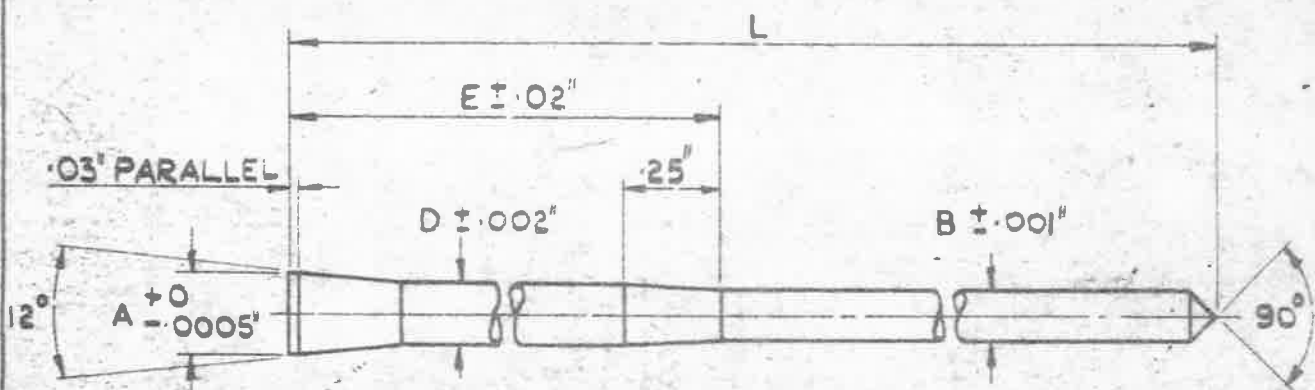
BASED ON THE MANUFACTURER'S DATA SHEET
 N° 140, AND MANDREL DRAWING N°S STATED
 IN TABLES BELOW.

A.G.S. 2038 SHEET 1

UNLIMITED DIMENSIONS $\pm .005''$
 UNLIMITED ANGLES $\pm 1^\circ$



RIVET SHANK DIA. INS.	RIVET CODE N° SERIES	MANUFACTURER'S MANDREL DRAWING N°.	HEAD DIA. A INS.	SHANK DIA. B INS.	LENGTH L INS.	FOR USE WITH GUN TYPE
$\frac{3}{32}$	300	1171	.0725	.050 $\begin{matrix} +.0005 \\ -.0010 \end{matrix}$	19.000	B OR D
$\frac{1}{8}$	400	1172	.0880	.055 $\begin{matrix} +.0005 \\ -.0010 \end{matrix}$	18.938	B, R OR D
$\frac{5}{32}$	500	1174	.1070	.069 $\begin{matrix} +.0005 \\ -.0010 \end{matrix}$	19.094	B, R OR D
$\frac{3}{16}$	600	1188	.1320	.091 $\pm .0010$	19.281	B, R OR D
$\frac{3}{16}$	600	19.G 51	.1320	.091 $\pm .0010$	21.000	C



RIVET SHANK DIA. INS.	RIVET CODE N° SERIES	MANUFACTURER'S MANDREL DRAWING N°.	HEAD DIA. A INS.	SHANK DIA. B INS.	DIA. D INS.	E INS.	LENGTH L INS.	FOR USE WITH GUN TYPE
$\frac{1}{4}$	800	29.G 61	.184	.095	.130	1.74	19.375	B OR D
$\frac{1}{4}$	800	21.G 51	.184	.096	.130	2.00	21.000	C
$\frac{5}{16}$	1000	23.G 51	.210	.130	.160	2.00	21.000	C
$\frac{3}{8}$	1200	25.G 51	.250	.150	.191	2.00	21.000	C

MATERIAL:- STEEL WIRE. ALL MANDRELS EXCEPT DRAWING N° 1171 TO SPEC. SW. 60 OR EN. 31. DRAWING N° 1171 TO SPEC. SW. 60 OR SAE. 1060.

TITLE RIVETS, CHOBERT, MANDRELS.	ISSUE	SM 2870					
	ALT. N°	MOD/AGS 991					
MINISTRY OF SUPPLY APPLICATIONS FOR A.G.S. SHEETS TO:- A.T.P.4, BLOCK 'E', CHESSINGTON, SURREY. GENERAL ENQUIRIES TO:- A.D./S.A.E. ST. GILES COURT, 1-13 ST. GILES HIGH STREET, LONDON W.C.2.	R.A.E. APPROVAL		NUMBER OF SHEETS 1	A.G.S. N°. 2038 SHEET 1			
	SIGNATURE	DATE					
		A.D.S.A.E. APPROVAL					
		SIGNATURE	DATE				
		<i>A. J. Tomlin</i>	23/8/53				

ORIGINAL APPROVAL DATE 24.2.54

